

# CSB/Agency Treatment Community Forum

## Understanding and Sharing Your Data

---

**Please type in the chatbox:**

- **Name and pronouns**
- **CSB/Agency**
- **Your recent favorite movie or TV series!**



# **CSB/Agency SOR Treatment Community Forum**

## **Understanding and Sharing Your Data**

April 19, 2022



# OMNI Introduction

# Agenda

Topics to be covered in the next hour

---



- 1 Introductions and Guidelines
- 2 SOR Data Sources & Reports Overview
- 3 Tips on Using & Sharing Your Data
- 4 Community Spotlights
- 5 Group Discussion
- 6 Updates/Wrap-up

# Forum Guidelines

To help today's session run smoother



## Mute

Please stay muted unless speaking to improve sound quality for other respondents



## Video

If able and comfortable, please use video to help foster connection and greater communication




## Recording

Will be recording the session to help us share out the discussion later



## Captioning

Now available as an option



# Forum Guidelines

To help today's session run smoother



## Speaking Up

Use the Raise Hand icon if you would like to comment or ask a question of the larger group



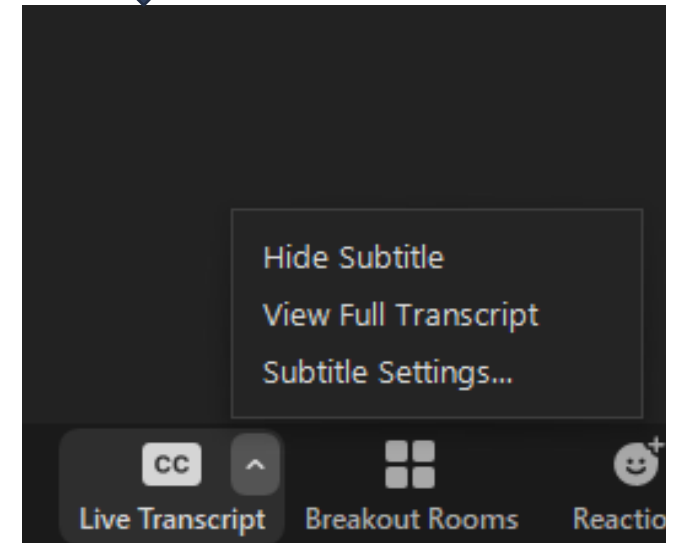
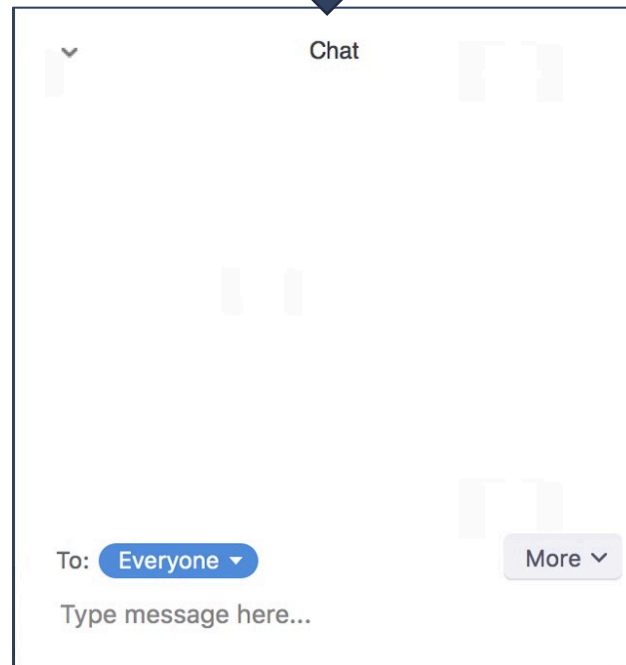
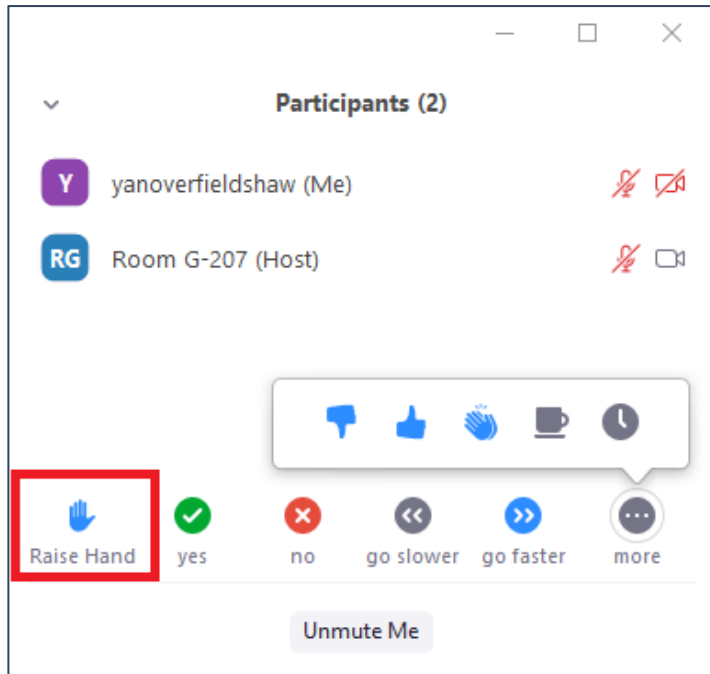
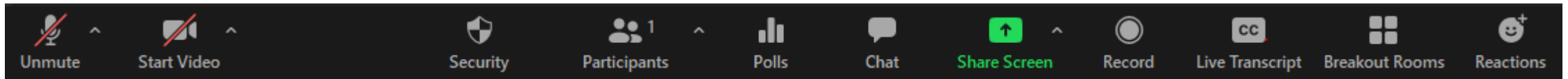
## Chat Box

Utilize the chat box for questions, suggestions/tips or comments; be sure to keep it open



## Live Transcript

View subtitle captions or view full transcript as it occurs





# DBHDS Updates

A magnifying glass is positioned over a bar chart. The chart shows data for four quarters (Q1, Q2, Q3, Q4) with two series of bars in blue and green. A white semi-transparent banner is overlaid across the center of the image, containing the text 'SOR Data Sources & Reports Overview'. The background is a light blue color with a subtle grid pattern.

# SOR Data Sources & Reports Overview

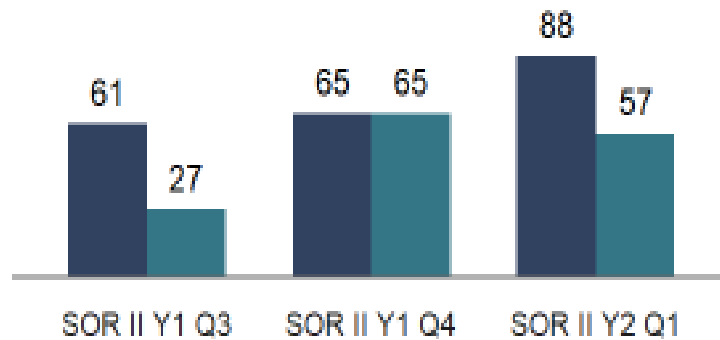


# Quarterly Reports

---

- Found in agency Dropbox folder
- Compilation of data submitted from quarterly surveys
- Shows trends over time

Total number of clients receiving any SOR-funded **treatment services** and the total number of clients receiving SOR-funded **medication-assisted treatment (MAT)** in the past 3 quarters.



# Annual SOR Reports

---

- Found in your agency's dropbox folder and SOR Support website

## CSB Level Report

Includes GPRA data for SOR I and II

- Demographics
- Substance Use History and Diagnosis
  - Factors Affecting Treatment
  - Treatment Outcomes

## Virginia State Opioid Response Grant

Annual Report  
2020-2021

- Prescriber Availability and Behavior
- MAT and Complementary Services
  - Client Characteristics
  - Client Outcomes

# GPR Data

---

## GPR Raw Datasets

- Can be requested from OMNI
- Includes all GPR data from SOR I thru today
- Rich dataset with lots of client info
- Can be used for additional analysis and change over time

## BARC-10

- Measure of recovery capital
- Change over time from intake to follow up/discharge
- Score calculated and emailed after GPR submitted


# VASIS Dashboard Data



Track trends at the CSB, locality, or state levels.




Identify problems or emerging issues. For example, an increase in substance use or overdose deaths.



Make comparisons with other CSBs and other localities.



Access CSB or locality Community Level Reports.



# Tips on Using & Sharing Data

*Your data is the foundation  
of all kinds of great stories  
you can share...*



- What is your story and how should you tell it?
- Who do you want to tell about it?



- Know your audience
- Identify and target their priorities and interests
- Understand what you want from them in return

# Techniques of Data Sharing



Fact-based: appealing to reason



Emotion-based: appealing to emotion via analogies, narratives, anecdotes, stories



Positive outcomes: results of your work



Growth Areas: highlight new program area needs



# Why Using & Sharing Data Helps You



## Data Cultivates Sustainability

- Demonstrates outcomes to funders and staff
- Builds community support for your work
- Shows progress towards meeting goals
- Illustrates both the needs and successes in the community
- Supports strengthening of agency programming
- Identifies areas for course corrections in programming



# **CSB/Agency Community Spotlights**

# Spotlight #1: Norfolk CSB

---



- Norfolk reviews and shares each OMNI quarterly treatment report with agency administration and SOR staff.
- Jacqueline and Molly will share some details with our group on why they do this and what they find useful about it.

# Spotlight #2: RBHA

---



- Richmond uses OMNI produced-reports internally and externally
- Richmond has requested and used raw GPRA to share information in various ways



# Group Discussion

# Group Discussion

## Using and Sharing Data



**1**

What are some ways you already use or share GPRA data or reports?

**2**

Do you pair GPRA or SOR data with other data sources for particular purposes?

**3**

What challenges or barriers do you have in sharing your data?



**Wrap Up**



# Wrap Up

CSB/Agency Community Forum



- **Any last questions?**
- **Announcements**



**Thanks!**

**questions/suggestions?**

SORsupport@omni.org