

# Virginia State Opioid Response

## Quarterly Report:

April 2021 – June 2021

Published September 2021

This document was produced by OMNI Institute in collaboration with the Virginia Department of Behavioral Health and Developmental Services (DBHDS). OMNI Institute serves as the evaluator for Virginia's State Opioid Response (SOR) grant and compiled this document using data from SOR evaluation activities. SOR II refers to the second round of funding that started in October 2020. All data in this report cover the whole state of Virginia. For more information, contact [SORSupport@omni.org](mailto:SORSupport@omni.org).



## Prevention

SOR II: October 2020-June 2021

The prevention objectives of the SOR grant are intended to decrease opioid, prescription, and over-the-counter drug misuse and overdoses through the implementation of a broad collection of evidence-based strategies. Key prevention strategies include community awareness, education, and safe storage and disposal. This section includes cumulative numbers for the SOR II grant.

### Community Awareness and Education

Community Services Boards (CSBs) use community awareness, media campaign strategies, and curriculum-based trainings to educate communities about the dangers of opioids and other substance use, and ways to support communities and individuals through mental health crises.

**CSBs and coalitions make data-driven decisions to customize messages and formats for different audiences.**



#### Public Display

targeted

1.8 million



#### Social Marketing

targeted

1.5 million



#### Community Events

reached

419,590



#### Print Materials

provided to

693,983

**Providing education on opioid use prevention through curriculum-based trainings is also a key goal of the SOR prevention grant. CSBs trained:**



738

individuals in Adverse Childhood Experience (ACE) Interface trainings.



47

individuals in Mental Health First Aid trainings.

### Safe Storage and Disposal

SOR funds support the distribution of devices to safely store and dispose of medications.



#### Drug Deactivation Packets

18,429 distributed across

32 SOR-funded CSBs.



#### Smart Pill Bottles

4,834 distributed across

9 SOR-funded CSBs.



#### Prescription Drug Lockboxes

4,472 distributed across

20 SOR-funded CSBs.



#### Drug Take Back Events

10,677 people attended across

19 SOR-funded CSBs.



The treatment objectives of the SOR grant improve access and availability of opioid use disorder (OUD) and stimulant use disorder treatment services and increase the number of people who receive treatment.

## Individuals Served in CSBs

**SOR funding provided a wide array of services for 3,226 clients this quarter.**

Slightly more clients received MAT services this quarter than the previous quarter.

Medication Assisted Treatment (MAT) includes prescription of medications, such as buprenorphine for individuals with an OUD.



Oct-Dec '20    Jan-Mar '21    Apr-Jun '21

Fewer clients received individual treatment this quarter than the previous quarter.

Individual treatment includes counseling, therapy, psychiatry, and crisis support.



Oct-Dec '20    Jan-Mar '21    Apr-Jun '21

Slightly fewer clients received wraparound services this quarter than the previous quarter.

This includes case management, transportation, and childcare during treatment appointments.



Oct-Dec '20    Jan-Mar '21    Apr-Jun '21

More clients received group treatment this quarter than the previous quarter.

Group treatment includes counseling or therapy groups.



Oct-Dec '20    Jan-Mar '21    Apr-Jun '21

## GPRAs Numbers

The Government Performance and Results Act (GPRAs) survey collects data from individuals receiving SOR-funded OUD and stimulant use disorder treatment and recovery services who consent to participate in the evaluation. Evaluation participants are asked to complete the GPRAs survey at intake, 6-months after intake, and at discharge from services.

**1,565**

intake GPRAs completed during SOR II.

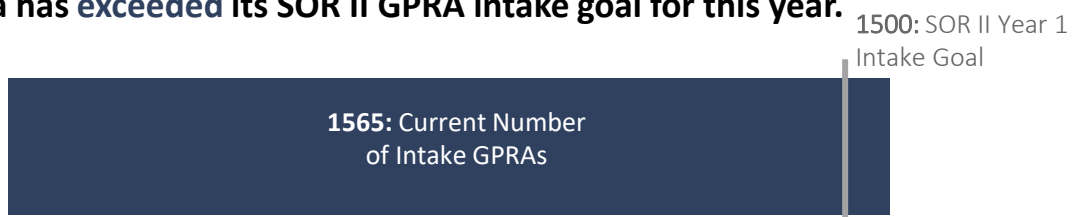
**904**

6-month follow-up GPRAs completed during SOR II.\*

**521**

discharge GPRAs completed during SOR II.\*

**Virginia has exceeded its SOR II GPRAs intake goal for this year.**



\*Follow-up or discharge surveys completed during this quarter could include surveys for clients originally receiving an intake in SOR I.



Virginia communities implemented SOR-funded peer support services in various settings, including CSBs, emergency departments, justice facilities and programs, universities, and community-based locations.

## Peer Support Services

**SOR funding provided recovery services to 7,800 clients this quarter.**

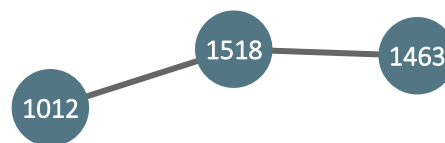
CSB-based peer supporters provided a wide range of recovery services this quarter.

More individuals received **warmline support** this quarter than the previous quarter.

Fewer individuals received **group support** this quarter than the previous quarter.

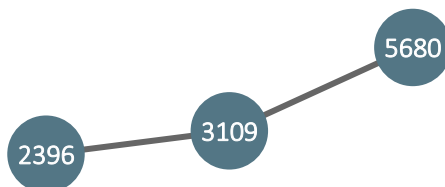


Oct-Dec '20 Jan-Mar '21 Apr-Jun '21



Oct-Dec '20 Jan-Mar '21 Apr-Jun '21

More individuals received **individual support** this quarter compared to the previous quarter.



Oct-Dec '20 Jan-Mar '21 Apr-Jun '21

This quarter, peer supporters provided services to **120 individuals** in emergency departments.

## Collegiate Recovery

Led by Virginia Commonwealth University (VCU), seven Collegiate Recovery Programs (CRP) across Virginia received SOR support to increase membership, provide direct services to students, and connect and engage students through campus-wide outreach.

**CRPs engaged 311 students this quarter.**

This quarter's services were impacted by spring semester final exams and the beginning of college summer breaks. Despite these disruptions, CRPs still provided a variety of recovery services, including:



**Recovery Events**

252 attendees



**One-on-Ones**

167 meetings



**Recovery Meetings**

2,572 attendees



# Harm Reduction

SOR II: October 2020-June 2021

Harm reduction efforts include statewide distribution of the overdose reversal drug naloxone and trainings on how to administer it for first responders, friends, and families. This section includes cumulative numbers for the SOR II grant.

## Naloxone Distribution and Training

In SOR II, **3,990 individuals** have been trained to reverse an opioid overdose.\*

SOR II Total	
 <b>Trainings held:</b>	<b>365</b>
 <b>People trained:</b>	<b>3,990</b>

\*Training data from the Performance-Based Prevention System.

In SOR II, VDH has purchased **12,279 naloxone kits** and distributed:




# Justice Setting

Quarter 3: April-June 2021

Treatment and recovery services were delivered in justice settings this quarter, including recovery courts, jails, and Department of Corrections facilities.

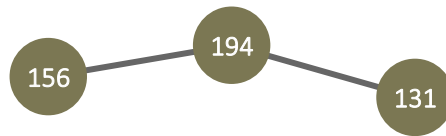
### MAT Services

Number of individuals in a justice setting with an OUD receiving MAT services:



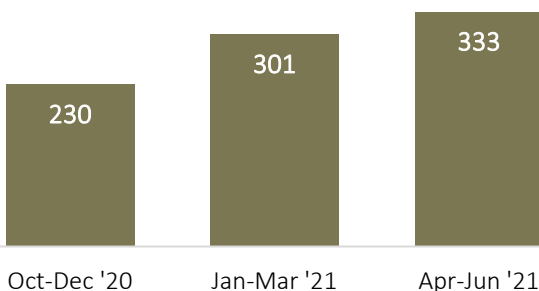
### Non-MAT Treatment Services

Number of individuals receiving counseling, crisis support, psychiatry, contingency management, and other forms of therapeutic support in justice settings:



## A total of 18 CSBs provided recovery support from a peer in the justice system in SOR II.

Number of individuals served by peers in the justice system:



For this quarter, this includes:

- 177 served in recovery courts
- 101 served in jails
- 55 served in Department of Corrections facilities



During this quarter, DBHDS and the evaluation team completed the following activities to facilitate the implementation of the grant across Virginia.



## Events & Trainings

- **Behavioral Health Equity Summit**  
Hosted the third annual Behavioral Health Equity Summit in May 2021, which included a presentation on developing trauma-informed health communications to engage communities of color. Previous recipients of the BHE mini-grants also shared their experiences and impact.
- **SOR Recovery Roundtable**  
Hosted a roundtable in June 2021 with SOR recovery leads from a variety of states to discuss recovery programs and share insights on SOR work. This quarter's discussion focused on recovery services in jail and prison settings.
- **Dept. of Corrections GPRA Training**  
Held a training around GPRA administration for DOC staff providing MAT services.



## Technical Assistance

- **Media Campaign Team Meetings & Survey**  
Held advisory committee meetings to identify target audience for the wellness campaign and plan for campaign content development. Created and distributed a market research survey to better understand media consumption for the target audience.
- **Prevention Community Forum**  
Hosted community forum focused on evaluation planning.
- **Targeted GPRA TA Outreach**  
Reached out to CSBs based on GPRA intake and follow-up rates, including the number of administrative follow-ups and open follow-up windows, to encourage GPRA completion.



## Grant Management

- **Prevention Funding to Support Refugee Populations**  
Approved requests for additional funding to support working with refugee resettlement agencies, non-profits, and coalitions to provide prevention and wellness trainings and events to refugee populations in their communities.
- **Site Visits & DBHDS TA**  
Visited 26 sites across the state and conducted 7 virtual site visits. Conducted approximately 33 hours of ongoing TA with partners and community stakeholders, including phone calls, emails, and in-person meetings.
- **SOR Partner Feedback Survey**  
Reached out to treatment and recovery partners and external stakeholders to receive feedback on grant management, including strengths and areas for improvement.



## Deliverables & Reports

- **BARC-10 Information Sheet**  
Published an [information sheet](#) on the BARC-10 questionnaire, a measure of recovery capital, and developed a system for agencies to receive BARC-10 scores for clients completing the GPRA. Implemented BARC-10 recovery evaluation metrics in selected pilot sites through VDH
- **Recovery Hiring Report**  
Published a [report](#) summarizing information on hiring recovery support positions from 38 CSBs.
- **Department of Corrections Report**  
Generated a report for the Department of Corrections using Peer Recovery Specialist survey data from participants in the peer program.