

Virginia State Opioid Response

Quarterly Report:

January 2021 – March 2021

Published on May 20, 2021

This document was produced by OMNI Institute in collaboration with the Virginia Department of Behavioral Health and Developmental Services (DBHDS). OMNI Institute serves as the evaluator for Virginia's State Opioid Response (SOR) grant and compiled this document using data from SOR evaluation activities. SOR II refers to the second round of funding that started in October 2020. All data in this report cover the whole state of Virginia. For more information, contact SORSupport@omni.org.



Prevention

Cumulative SOR II

The prevention objectives of the SOR grant are intended to decrease opioid, prescription, and over-the-counter drug misuse and overdoses through the implementation of a broad collection of evidence-based strategies. Key prevention strategies include community awareness, education, and safe storage and disposal. This section includes cumulative numbers for the SOR II grant from October 2020 through March 2021.

Community Awareness and Education

Community Services Boards (CSBs) use community awareness, media campaign strategies, and curriculum-based trainings to educate communities about the dangers of opioids and other substance use, and ways to support communities and individuals through mental health crises.

CSBs and coalitions make data-driven decisions to customize messages and formats for different audiences.



Public Display

targeted

1.7 million



Social Marketing

targeted

347,869



Community Events

reached

69,009



Print Materials

provided to

411,710

Providing education on opioid use prevention through curriculum-based trainings is also a key goal of the SOR prevention grant. CSBs trained:



110

individuals in Adverse Childhood Experience (ACE) Interface trainings.



21

individuals in Mental Health First Aid trainings.

Safe Storage and Disposal

SOR funds support the distribution of devices to safely store and dispose of medications.



Drug Deactivation Packets

10,118 distributed across
25 SOR-funded CSBs.



Smart Pill Bottles

2,095 distributed across
8 SOR-funded CSBs.



Prescription Drug Lockboxes

2,447 distributed across
16 SOR-funded CSBs.



Drug Take Back Events

92,136 people attended across
12 SOR-funded CSBs.



The treatment objectives of the SOR grant improve access and availability of opioid use disorder (OUD) and stimulant use disorder treatment services and increase the number of people who receive treatment.

Individuals Served in CSBs

SOR funding provided a wide array of services for 3,062 clients this quarter.

Slightly more clients received MAT services this quarter than the previous quarter.

Medication Assisted Treatment (MAT) includes prescription of medications, such as buprenorphine for individuals with an OUD.



Oct-Dec '20 Jan-Mar '21

Fewer clients received individual treatment this quarter than the previous quarter.

Individual treatment includes counseling, therapy, psychiatry, and crisis support.



Oct-Dec '20 Jan-Mar '21

Fewer clients received wraparound services this quarter than the previous quarter.

This includes case management, transportation, and childcare during treatment appointments.



Oct-Dec '20 Jan-Mar '21

Slightly fewer clients received group treatment this quarter than the previous quarter.

Group treatment includes counseling or therapy groups.



Oct-Dec '20 Jan-Mar '21

GPRA Numbers

The Government Performance and Results Act (GPRA) survey collects data from individuals receiving SOR-funded OUD and stimulant use disorder treatment and recovery services who consent to participate in the evaluation. Evaluation participants are asked to complete the GPRA survey at intake, 6-months after intake, and at discharge from services.

1,228

intake GPRAs completed during SOR II.

575

6-month follow-up GPRAs completed during SOR II.*

378

discharge GPRAs completed during SOR II.*

Virginia has completed 82% of its SOR II GPRA intake goal for this year.



*Follow-up or discharge surveys completed during this quarter could include surveys for clients originally receiving an intake in SOR I.



Virginia communities implemented SOR-funded peer support services in various settings, including CSBs, emergency departments, justice facilities and programs, universities, and community-based locations.

Peer Support Services

SOR funding provided recovery services to 5,413 clients this quarter.

CSB-based peer supporters provided a wide range of recovery services this quarter.

Warmline support was provided to similar numbers of individuals this quarter compared to the previous quarter.



Oct-Dec '20 Jan-Mar '21

More individuals received group support this quarter than the previous quarter.



Oct-Dec '20 Jan-Mar '21

More individuals received individual support this quarter compared to the previous quarter.



Oct-Dec '20 Jan-Mar '21

This quarter, peer supporters provided services to **125 individuals** in emergency departments.

Collegiate Recovery

Led by Virginia Commonwealth University (VCU), seven Collegiate Recovery Programs (CRP) across Virginia received SOR support to increase membership, provide direct services to students, and connect and engage students through campus-wide outreach.

CRPs engaged 329 students this quarter.

This quarter CRPs provided a variety of recovery services, including:



Recovery Events

311
attendees



One-on-Ones

301
meetings



Recovery Meetings

2,498
attendees



Harm Reduction

Cumulative SOR II

Harm reduction efforts include statewide distribution of the overdose reversal drug naloxone and trainings on how to administer it for first responders, friends, and families. This section includes cumulative numbers for the SOR II grant from October 2020 through March 2021.

Naloxone Distribution and Training

In SOR II, **2,264 individuals** have been trained to reverse an opioid overdose.

In SOR II, VDH has purchased **7,573 naloxone kits** and distributed:

SOR II Total	
Trainings held:	288
People trained:	2,264

885 kits to local health departments



2,173 kits to CSBs



3,161 kits to harm reduction sites



1,354 kits to law enforcement



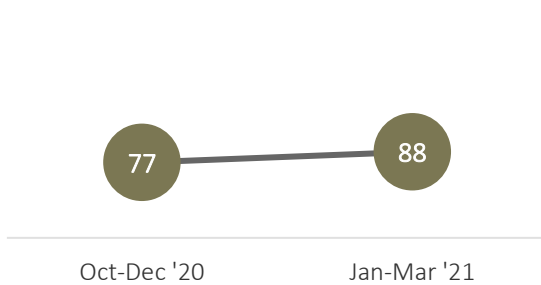
Justice Setting

Quarter 2: Jan-Mar 2021

Treatment and recovery services were delivered in justice settings this quarter, including recovery courts, jails, and Department of Corrections facilities.

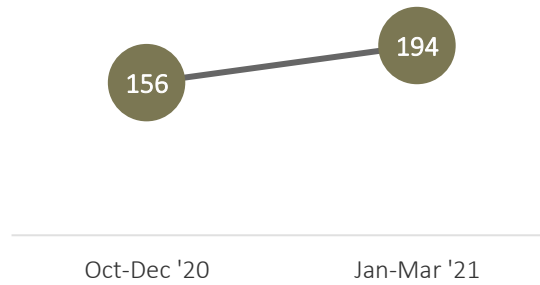
MAT Services

Number of individuals in a justice setting with an OUD receiving MAT services:



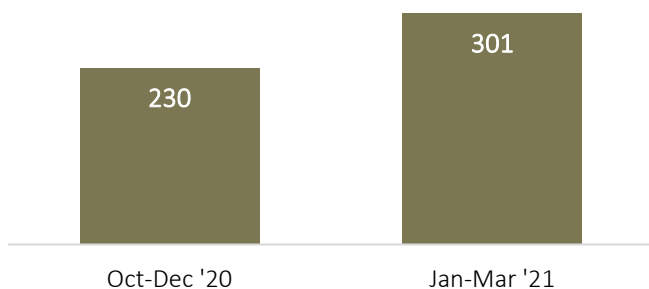
Non-MAT Treatment Services

Number of individuals receiving counseling, crisis support, psychiatry, contingency management, and other forms of therapeutic support in justice settings:



A total of 17 CSBs provided recovery support from a peer in the justice system in SOR II.

Number of individuals served by peers in the justice system:



For this quarter, this includes:

- 181 served in recovery courts
- 68 served in jails
- 52 served in Department of Corrections facilities



During this quarter, DBHDS and the evaluation team completed the following activities to facilitate the implementation of the grant across Virginia.



Events & Trainings

- **Coalition Sustainability Training**
Facilitated training for SOR prevention staff around coalition sustainability so they can work to sustain substance prevention coalitions in their communities.
- **Contingency Management Training**
Held training focused on contingency management (CM) basics and tips on incorporating CM in SOR II.
- **GPRA Trainings**
Held two trainings around GPRA administration: a follow-up training focused on follow-up engagement and tracking; and a refresher training covering GPRA processes for SOR II.
- **Winter Recovery Roundtable**
Hosted roundtable with SOR recovery leads from six states to discuss recovery housing programs and share insights on SOR work.



Technical Assistance

- **SOR Prevention Roadmaps**
Provided one-on-one TA support to each CSB to develop a logic model, evaluation plan, and data tracking plan (collectively called their “roadmap”) for their SOR-funded prevention strategies.
- **Community Forum on OTC Drug Misuse Prevention Strategies**
Facilitated a virtual community forum for SOR prevention staff to share ideas and successes for prevention strategies that address over-the-counter (OTC) medication misuse.
- **Targeted GPRA TA Outreach**
Reached out to CSBs based on GPRA intake and follow-up rates, including the number of administrative follow-ups and open follow-up windows, to encourage GPRA completion.



Grant Management

- **New Program Funding**
Three new treatment and recovery programs were funded this quarter. In addition, contracts were established with six CSBs to implement the Adverse Childhood Experiences (ACEs) Project.
- **Site Visits & DBHDS TA**
Visited 18 sites across the state and conducted ongoing TA with partners, including phone calls, emails, and in-person meetings.
- **Funding Reports, Requests, & Transfers**
Updated CSBs with guidelines for mid-year prevention expenditure reports; currently reviewing reports and budget amendment requests. Issued an invitation to CSBs to apply for additional funds and determined the process for documenting and approving fund transfers for prevention.



Deliverables & Reports

- **Emergency Department Peer Support Program Toolkit**
Published a [toolkit](#) on developing emergency department peer support programs based on experiences of Virginia-based programs.
- **Peer Recovery Implementation Guides**
Published guides with recommendations to address common challenges of peer implementation in three settings: [colleges](#), [hospitals](#), and [justice settings](#).
- **CSB-Level Reports**
Generated reports for CSBs with at least 15 intake GPRA surveys based on SOR I GPRA data.