

Virginia State Opioid Response

Quarterly Report:

July 2021 – September 2021

Published on November 10, 2021

This document was produced by OMNI Institute in collaboration with the Virginia Department of Behavioral Health and Developmental Services (DBHDS). OMNI Institute serves as the evaluator for Virginia's State Opioid Response (SOR) grant and compiled this document using data from SOR evaluation activities. SOR II refers to the second round of funding that started in October 2020. All data in this report cover the whole state of Virginia. For more information, contact SORSupport@omni.org.



Prevention

Cumulative SOR II

The prevention objectives of the SOR grant are intended to decrease opioid, prescription, and over-the-counter drug misuse and overdoses through the implementation of a broad collection of evidence-based strategies. Key prevention strategies include community awareness, education, and safe storage and disposal. This section includes cumulative numbers for the SOR II grant from October 2020 through September 2021.

Community Awareness and Education

Community Services Boards (CSBs) use community awareness, media campaign strategies, and curriculum-based trainings to educate communities about the dangers of opioids and other substance use, and ways to support communities and individuals through mental health crises.

CSBs and coalitions make data-driven decisions to customize messages and formats for different audiences.



Public Display

targeted

2.8 million



Social Marketing

targeted

3.6 million



Community Events

reached

441,698



Print Materials

provided to

922,878

Providing education on opioid use prevention through curriculum-based trainings is also a key goal of the SOR prevention grant. CSBs trained:



1,534

individuals in Adverse Childhood Experience (ACE) Interface trainings.



47

individuals in Mental Health First Aid trainings.

Safe Storage and Disposal

SOR funds support the distribution of devices to safely store and dispose of medications.



Drug Deactivation Packets

30,326 distributed across

34 SOR-funded CSBs.



Smart Pill Bottles

6,773 distributed across

9 SOR-funded CSBs.



Prescription Drug Lockboxes

7,958 distributed across

22 SOR-funded CSBs.



Drug Take Back Events

15,001 people attended across

20 SOR-funded CSBs.



The treatment objectives of the SOR grant improve access and availability of opioid use disorder (OUD) and stimulant use disorder treatment services and increase the number of people who receive treatment.

Individuals Served in CSBs

SOR funding provided a wide array of services for 3,147 individuals this quarter.

Slightly more individuals received MAT services this quarter than the previous quarter.

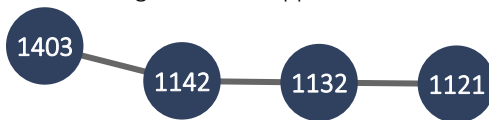
Medication Assisted Treatment (MAT) includes prescription of medications, such as buprenorphine for individuals with an OUD.



Oct-Dec '20 Jan-Mar '21 Apr-Jun '21 Jul-Sept '21

The number of individuals receiving wraparound services remained mostly steady.

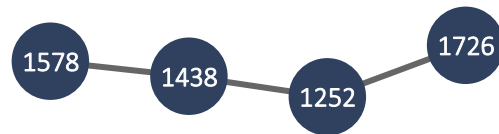
This includes case management, transportation, and childcare during treatment appointments.



Oct-Dec '20 Jan-Mar '21 Apr-Jun '21 Jul-Sept 21

More people received individual treatment this quarter than the previous quarter.

Individual treatment includes counseling, therapy, psychiatry, and crisis support.



Oct-Dec '20 Jan-Mar '21 Apr-Jun '21 Apr-Jun '21

About the same number of individuals received group treatment this quarter than the previous quarter.

Group treatment includes counseling or therapy groups.



Oct-Dec '20 Jan-Mar '21 Apr-Jun '21 Jul-Sept '21

GPRA Numbers

The Government Performance and Results Act (GPRA) survey collects data from individuals receiving SOR-funded OUD and stimulant use disorder treatment and recovery services who consent to participate in the evaluation. Evaluation participants are asked to complete the GPRA survey at intake, 6-months after intake, and at discharge from services.

2,081 individuals completed an intake GPRAs during SOR II.

745 individuals completed a 6-month follow-up GPRA during SOR II.*

428 individuals completed a discharge GPRAs during SOR II.*

Virginia has exceeded its SOR II GPRA intake goal for this year.



*Follow-up or discharge surveys completed during this quarter could include surveys for clients originally receiving an intake in SOR I.



Virginia communities implemented SOR-funded peer support services in various settings, including CSBs, emergency departments, justice facilities and programs, universities, and community-based locations.

Peer Support Services

SOR funding provided recovery services to 6,498 individuals this quarter.

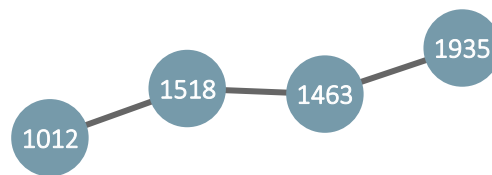
Peer supporters provided a wide range of recovery services this quarter.

Warmline support was provided to similar numbers of individuals this quarter compared to the previous quarter.



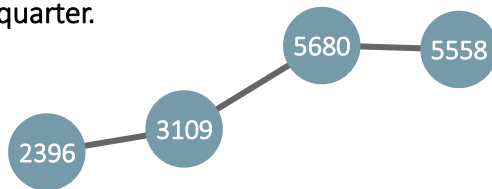
Oct-Dec '20 Jan-Mar '21 Apr-Jun '21 Jul-Sept '21

More individuals received group support this quarter than the previous quarter.



Oct-Dec '20 Jan-Mar '21 Apr-Jun '21 Jul-Sept '21

Slightly fewer individuals received individual support this quarter compared to the previous quarter.



Oct-Dec '20 Jan-Mar '21 Apr-Jun '21 Jul-Sept '21

This quarter, peer supporters provided services to **351 individuals** in emergency departments.

Collegiate Recovery

Led by Virginia Commonwealth University (VCU), seven Collegiate Recovery Programs (CRP) across Virginia received SOR support to increase membership, provide direct services to students, and connect and engage students through campus-wide outreach.

CRPs engaged 436 students this quarter.

This quarter CRPs provided a variety of recovery services, including:



Recovery Events

731 attendees



One-on-Ones

290 meetings



Recovery Meetings

2,899 attendees



Harm Reduction

Cumulative SOR II

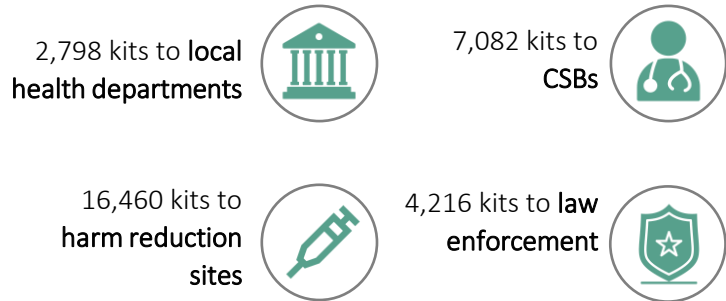
Harm reduction efforts include statewide distribution of the overdose reversal drug naloxone and trainings on how to administer it for first responders, friends, and families. This section includes cumulative numbers for the SOR II grant from October 2020 through September 2021.

Naloxone Distribution and Training

In SOR II, **6,117 individuals** have been trained to reverse an opioid overdose.

	SOR II Total
Trainings held:	508
People trained:	6,117

In SOR II, VDH distributed **30,736 naloxone kits**, including:



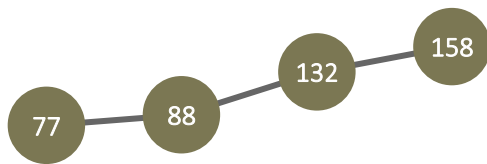
Justice Setting

Quarter 4: July-Sept 2021

Treatment and recovery services were delivered in justice settings this quarter, including recovery courts, jails, and Department of Corrections facilities.

MAT Services

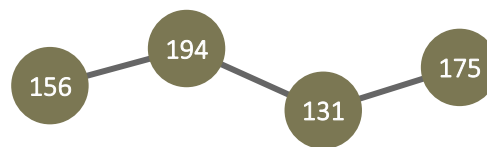
Number of individuals in a justice setting with an OUD receiving MAT services:



Oct-Dec '20 Jan-Mar '21 Apr-Jun '21 Jul-Sep '21

Non-MAT Treatment Services

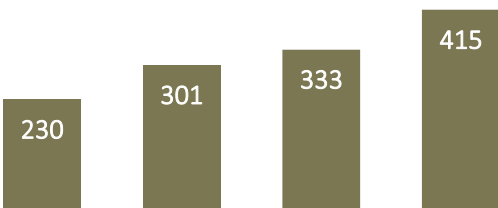
Number of individuals receiving counseling, crisis support, psychiatry, contingency management, and other forms of therapeutic support in justice settings:



Oct-Dec '20 Jan-Mar '21 Apr-Jun '21 Jul-Sep '21

Recovery Services

Number of individuals served by peers in the justice system:



Oct-Dec '20 Jan-Mar '21 Apr-Jun '21 Jul-Sep '21

A total of **21 CSBs** provided recovery support to 415 individuals in the justice system this quarter. This includes:

- **281** served in **recovery courts**
- **103** served in **jails**
- **31** served in **Department of Corrections facilities**



During this quarter, DBHDS and the evaluation team completed the following activities to facilitate the implementation of the grant across Virginia.



Events & Trainings

- **RISE 21 Conference**
The SOR grant management team attended the annual RISE21 conference alongside other experts in the drug treatment court field.
- **Community Forums**
OMNI hosted two Community Forums: one on Gaming & Gambling for prevention staff and another on GPRA follow-up strategies for treatment staff.
- **Media Campaign Meetings and Preparations**
The SOR media campaign team held advisory committee meetings and collected data on target populations for campaign materials.



Technical Assistance

- **VDH Peers Support**
DBHDS provided bi-monthly TA meetings for funding managers and peer supervisors and approved funding to expand VDH peers staffing in strategic areas.
- **Targeted TA Outreach**
Several TA materials were revamped and updated to better support CSBs in tracking GPRAs and a new best practices document about GPRA management was produced.
- **Launched a Pilot Recovery Services Evaluation**
OMNI provided training to pilot sites and ongoing technical assistance for a pilot evaluation of recovery services using the BARC-10 tool.



Grant Management

- **Funding**
DBHDS approved funding for a Family Support Partner pilot project, a project connecting peers and EMS, and a new treatment provider for Hopewell-Prince George Drug Court. DBHDS also began reviewing CSB proposals to award funding for the second year of SOR II.
- **Site Visits & DBHDS TA**
SOR grant management team conducted 10 site visits, toured CSB-run OBOTS, as well as recovery housing and community organizations. They also completed an annual review of treatment and recovery objectives and provided TA to subrecipients.
- **Grants**
DBHDS awarded 9 mini-grants to address prevention among refugee populations and 13 Behavioral Health Equity mini-grants for prevention activities.



Deliverables & Reports

- **CSB and Jail MAT Reports**
DBHDS is working to update an existing report on local/regional jails offering MAT and creating a new report that documents SUD/MAT services in CSBs, including number of providers, types of medications offered, and use of evidence-based practices.
- **Recovery Initiatives Fact Sheet**
OMNI published and distributed a new [fact sheet](#) outlining SOR-funded recovery initiatives.
- **New Quarterly Reports**
OMNI developed new quarterly reports to share data on Collegiate Recovery Programs and the Department of Corrections Peer Recovery Services Program.